



GUIDELINE FOR APPARATUS ASSIGNMENT

20 May 2009

(SKMM/G/01/09)

This document is issued as a source of information to interested parties and the general public. This document shall supersede the previous Guideline for Apparatus Assignment which was published on 5th March 2004. The information contained in this document may be subject to changes without notice.

Suruhanjaya Komunikasi dan Multimedia Malaysia

Off Persiaran Multimedia, 63000 Cyberjaya, Selangor Darul Ehsan.

Tel: +60 3 86 88 80 00 Fax: +60 3 86 88 10 00

www.skmm.gov.my

Version 1.09

1.0 INTRODUCTION

There are three types of assignment under the Communications and Multimedia Act 1998 (CMA) viz., Spectrum Assignment, Apparatus Assignment and Class Assignment. The Minister may however exempt a person from requiring an assignment via an Exemption Order as provided under s157 of the CMA. Assignments must be consistent with the Spectrum Plan. This Plan divides the spectrum in Malaysia into a number of frequency bands and specifies the purpose for which the bands may be used. This process is referred to as the allocation of frequency bands to radio communication services.

The purpose of an assignment is to confer the right to a person to use the spectrum (frequencies up to 420 THz). It also serves as a means to manage the efficient use of spectrum.

There are three types of assignments namely, spectrum assignments, apparatus assignments and class assignments:

- A spectrum assignment authorises a person to use one or more specified frequency bands for any purpose consistent with the assignment conditions;
- An apparatus assignment authorises a person to use one or more specified frequency bands to operate a network facility of a specified kind or for a specified purpose
- A class assignment authorises use by any person of a specified frequency band for a specified purpose. No fee is payable and is valid until cancelled in writing by the Commission.

Note that unless exempted by the Minister, the CMA prohibits any person from using any part of the spectrum unless that person holds a spectrum assignment, an apparatus assignment or the use of the spectrum is subject to a class assignment. The penalty for contravening this section is a fine not exceeding RM500,000/- or imprisonment for a term not exceeding 5 years or both.

Apparatus Assignment

In the Communications and Multimedia (Spectrum) Regulations 2000 [P.U. (A) 128], apparatus assignment has been interpreted as:

“Apparatus” includes:-

- a. Any transmitter or receiver or a combination of both including any accessory equipment;
- b. Any other device or equipment which either alone or together with one or more other devices or equipment is capable of interfering with or being subject to interference by electromagnetic radiation; or
- c. Any device which can be used for the purposes of radiocommunications-based network facilities, network services or applications services” and

An apparatus assignment authorises a person to use one or more specified frequency bands to operate an apparatus of a specified kind or for a specified purpose. The conditions that may be imposed on an apparatus assignment include the standard and additional conditions that apply to all types of apparatus assignments. The conditions for an apparatus assignment are set out in regulations 10 and 22 of the Communications and Multimedia (Spectrum) Regulations 2000.

Regulation 20 of the Communications and Multimedia (Spectrum) Regulations 2000 states that no person shall use or operate any apparatus which is of the type specified in the First Schedule except with an apparatus assignment being duly assigned.

While the Commission may grant an apparatus assignment to a person, the apparatus assignment holder does not have a monopoly to use the frequency or a right of continued tenure in respect of the frequency.

The fees that are applicable to an apparatus assignment comprise of a fixed and variable elements. The fixed element is determined by equipment or apparatus type and is depicted in Table A, First Schedule of the Communications and Multimedia (Spectrum) Regulations 2000. The variable element is depicted in Table B in the same Regulations and the fees that are applicable for the three spectrum locations are in an ascending structure based on the size of bandwidth used. An application fee of RM60 per application is payable and is provided under the Second Schedule.

2.0 TYPES OF APPARATUS ASSIGNMENT

Apparatus assignments are divided according to the nature of service as provided in the Spectrum Plan. There are 6 types of services which include:

a) Fixed

Fixed service means a radiocommunications service between specified fixed points. Examples of this service are line-of-sight radio relay systems (microwave), satellite earth station etc.

Below are the type of apparatus that falls under this category.

No	Type of Apparatus
1	Earth Station (less than 2.4 meters)
2	Earth Station (2.4 meters and above)
3	Land Station (less than 30 MHz)
4	Land Station (30 MHz up to 3 GHz)
5	Land Station (more than 3 GHz)
6	Experimental Station
7	Press Receiving Station
8	Fixed Station

To apply for an apparatus assignment under this category, an applicant has to fill in the Application for Apparatus Assignment (s) (Fixed Service) form.

b) Radiodetermination

Radiodetermination service means a radiocommunications service for the purpose of radiodetermination. Example of this service includes radar, beacon systems etc.

Below are the type of apparatus that falls under this category.

No	Type of Apparatus
1	Radiolocation Station
2	Radionavigation Station
3	Radiodetermination Station

To apply for an apparatus assignment under this category, an applicant has to fill in the *Application for Apparatus Assignment (s) (Radiodetermination Service)* form.

c) Space

Space service means a radiocommunications service using a space station or any other stations located beyond, or intended to go beyond, or which has been beyond, the major portion of the Earth's atmosphere. Examples of this service include telecommunications satellite, broadcasting satellite etc.

Below are the type of apparatus that falls under this category.

No	Type of Apparatus
1	Space Station
2	Amateur-Satellite Station
3	Broadcasting Satellite Station
4	Fixed-Satellite Station

To apply for an apparatus assignment under this category, an applicant has to fill in the *Application for Apparatus Assignment (s) (Space Service)* form.

d) Mobile

Mobile service means a radiocommunications service between a mobile station and land station, or between mobile stations. Examples of this service are private network walkie-talkie, cellular mobile service, trunked radio service etc.

Below are the types of apparatus that fall under this category.

No	Type of Apparatus
1	Mobile Station
2	Land Mobile Station
3	Aeronautical Mobile Station
4	Mobile Earth Station
5	Maritime Mobile Earth Station
6	Aeronautical Mobile Earth Station
7	Experimental Station

8	Ship Station
9	Remote Controlled Station
10	Private Use Station
11	Paging Base Station
12	Cellular Radio Base Station
13	Leased Channel Radio Base Station
14	Trunked Radio Base Station
15	Cordless Base Station
16	Coast Station
17	Wireless Alarm Station
18	Aircraft Station
19	Aeronautical Fixed Station

To apply for an apparatus assignment under this category, an applicant has to fill in the *Application for Apparatus Assignment (s) (Mobile Service)* form.

e) Broadcasting

Broadcasting service means a content applications service in which content is transmitted by means of radiocommunications and intended for direct reception by general public or a section of the general public.

Below are the type of apparatus that falls under this category.

No	Type of Apparatus
1	Broadcasting Transmitter Station
2	Broadcasting Repeater Station

To apply for an apparatus assignment under this category, an applicant has to fill in the *Application for Apparatus Assignment (s) (Broadcasting Service)* form.

f) Amateur Radio

Amateur radio service means a radiocommunications service in which a station is used for the purpose of self-training, intercommunication and technical investigations carried out by amateurs, that is, by duly authorised persons who are interested in radio technique solely with a personal aim and without any pecuniary interest.

Below are the types of apparatus that falls under this category

No	Type of Apparatus
1	Amateur Station (Class A)
2	Amateur Station (Class B)
3	Amateur Repeater Station

To apply for an apparatus assignment under this category, an applicant has to fill in the Application for Apparatus Assignment (s) (Amateur Service) form for Amateur Station (Class A & B) while Application for Apparatus Assignment (s) (Mobile Service) form for Amateur Repeater Station.

3.0 EQUIPMENT (APPARATUS) TYPE APPROVAL

All communications equipment (apparatus) is required to be certified under the Communications and Multimedia (Technical Standards) Regulations 2000 [P.U (A) 124].

All certified communication equipment shall bear a certification mark or label. This includes all communication equipment that is imported, manufactured, distributed or sold in Malaysia.

SIRIM QAS International Sdn. Bhd. has been registered by the Commission as a certifying agency for the communications equipment category. For the purpose of certifying the communications equipment, please contact:

SIRIM QAS International Sdn. Bhd.
Building 4, SIRIM Complex
1, Persiaran Dato' Menteri
P. O Box 7035, 40911 Shah Alam
Tel: 603 5544 6400
Fax: 603 5544 6407
Website: www.sirim-qas.com.my

4.0 INTERNATIONAL COORDINATION

Apparatus assignments used near the international border (Thailand, Singapore and Brunei) are subjected to international frequency coordination. Therefore, applicants who planned to apply for apparatus assignment to be used near the border are required to fill and attach the International Coordination form together with the apparatus assignment application form.

SKMM will register the applicant's apparatus assignment with the respective Committee and/or International Telecommunication Union (ITU) for international frequency coordination. The purpose of coordination is to avoid dispute on rights to use spectrum near international border and globally as in the case of satellite.


	Approximated Coordinate	Areas Affected	Bordering Country	Frequency
1	More than 4° 45' 0"N (Lat); and Between 99° 30' 0"E (Long) to 100° 50' 0"E (Long)	Perlis, Kedah, Penang & North Perak	Thailand	Above 30MHz
	More than 4° 50' 0"N (Lat); and Between 100° 40' 0"E (Long) to 101° 15' 0"E (Long)	Kedah & North Perak		
	More than 4° 55' 0"N (Lat); and Between 101° 15' 0"E (Long) to 103° 20' 0"E (Long)	North Perak, North Kelantan & North Terengganu		
2	Less than 2° 0' 0"N (Lat)	South Johor	Singapore	
3	More than 3° 0' 0"N (Lat)	North Sarawak	Brunei	
	Less than 6° 0' 0"N (Lat) Less than 116° 30' 0"E (Long)	West Sabah		
4	All	All Malaysia (West & East Malaysia)	Thailand, Singapore & Brunei	Below 30MHz

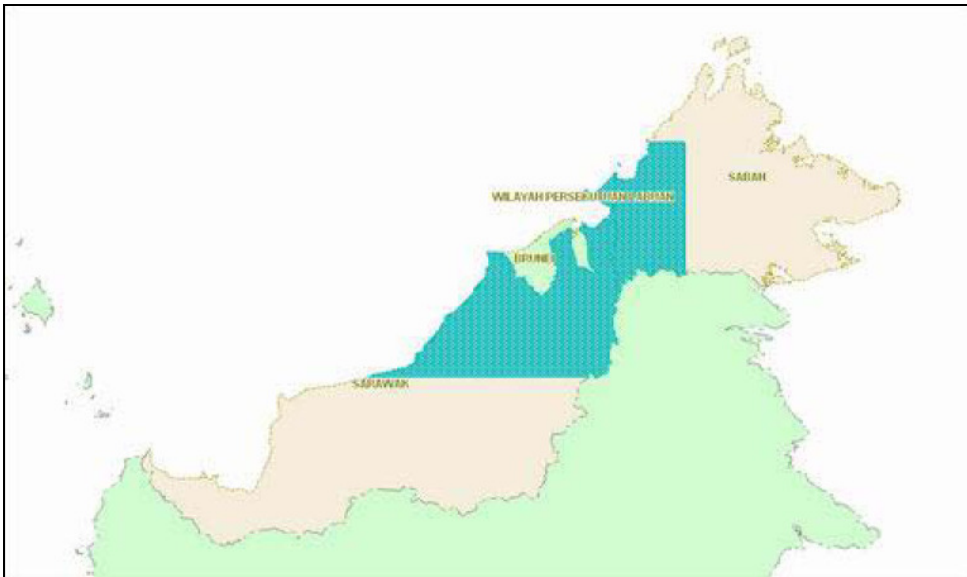
Key - Lat: Latitude, Long: Longitude

Below are maps corresponding to the areas affected and require international coordination:




Map 1 (West Malaysia): Areas of coordination with Thailand & Singapore.

Key -  = areas of coordination



Map 2 (East Malaysia): Areas of coordination with Brunei.

Key -  = areas of coordination

Committees responsible for border coordination are:

- a. Frequency Assignment and Coordination between Singapore, Malaysia Armed Forces and Brunei (FACSMAB)
 - Coordination between Malaysia, Singapore and Brunei that takes place monthly.
- b. Joint Technical Committee (JTC) on Coordination and Assignments of Frequencies along Malaysia -Thailand Common Border
 - Coordination between Malaysia and Thailand.
- c. Joint Committee on Communications (JCC) Malaysia – Indonesia
 - Coordination between Malaysia and Indonesia.

Applicants have to fill in the International Coordination form that is available at SKMM Headquarters and its regional offices. Forms could also be downloaded from the SKMM website: http://skmm.gov.my/what_we_do/spectrum/apparatus/form_app.asp

5.0 APPARATUS ASSIGNMENT PROCESS

In general, the process involved in apparatus assignment includes

5.1 Application

All applications can be made directly to the SKMM Headquarters or to any of SKMM regional offices or via online through e-Spektrum. E-Spektrum is an online application that enables applicant to submit an AA application through internet. It is an alternative method of sending the AA application to SKMM.

However, apparatus assignment application from licensees (for apparatus used by licensees to provide service to the public) for example, cellular radio base stations, trunked radio base stations and apparatus assignment for trial, demonstration and experimental purposes can be made only at the SKMM Headquarters.

5.1.1 New Application

Apparatus assignment applicants have to submit completed apparatus assignment forms according to the service intended (refer Section 2.0) with

all the relevant documents as required in the form. Failure to do so will result in the application being rejected. The application form is available at SKMM Headquarters and its regional offices.

Forms could also be downloaded from the SKMM website:

http://skmm.gov.my/what_we_do/spectrum/apparatus/form_app.asp

Applicant can apply for apparatus assignment online through e-Spektrum website: <https://espektrum.mcmc.gov.my>

For more information, please email to espektrum@cmc.gov.my

A fee of RM60 is charged per application and to be submitted together with the application form. Failure to do so will result in an application not being processed.

The apparatus assignment fee will be invoiced to the applicant after the application has been processed. An applicant will be issued with the apparatus assignment certificate once the apparatus assignment fee has been paid.

For class A amateur stations, class B amateur stations, ship stations and aeronautical mobile stations, the validity period can be for a minimum of 3 months up to 5 years. For other stations, the validity period can only be from 3 months up to 1 year.

Samples on how to fill in the Apparatus Assignment application form can be found at Appendix A through Appendix G.

5.1.2 Apparatus assignment fee calculation

The apparatus assignment fee is stated in the First Schedule of Communications and Multimedia (Spectrum) Regulations 2000 which has been amended by the Communications and Multimedia (Spectrum) (Amendment) Regulations 2001 [P.U. (A) 277]. Table A lists the fixed fees for the apparatus while Table B lists the variable fees for bandwidth usage.

There are various types of apparatus assignment as mentioned in Section 2.0. In addition, applications for an apparatus assignment may have different requirements such as single channel frequency or multiple channel frequencies, which may lead to different apparatus assignment fee charged to the applicant. For example, two different private use networks may be charged differently due to the difference in frequency usage.

Fee calculation examples are provided in the diagrams in section 6.0.

5.1.3 Mode of payment

a) SKMM e-Payment

Make online payment via credit cards and auto-debit through e-payment website: <https://epayment.skmm.gov.my>. For more information, please email to epayment@cmc.gov.my

b) Cheque, Money Orders or Postal Order

Made payable to the "Suruhanjaya Komunikasi dan Multimedia Malaysia"

5.1.4 Re-application of existing apparatus assignment

For existing apparatus assignment, SKMM will send a Notice of Pending Expiry ninety (90) days before the expiry of the apparatus assignment to the apparatus assignment holder. The Notice includes the amount that the holder needs to pay if the holder wishes to reapply the apparatus assignment. In this case, it is not necessary for the holder to fill in the apparatus assignment application form. The holder only needs to acknowledge the notice by signing the Notice together with the exact payment [acknowledgement without payment will be rejected]. This process assumes no changes in information as in the existing apparatus assignment.

However, if changes of information are required such as change in equipment, frequencies, address etc, the holder has to fill in the form and follow the process as stated in paragraph 5.1.1.

Failure to reapply [acknowledges the Notice] within sixty (60) days before the apparatus assignment expiry date may result in spectrum being allocated to other applicant after the expiry date.

If the holder does not wish to reapply for the expired apparatus assignment, the holder may ignore the Notice.

5.2 THIRD PARTY AUTHORISATION

Under **Section 167 (1), Act 588 of the CMA** and **Regulation 25 of the Communications and Multimedia (Spectrum) Regulations 2000**, provide that an apparatus assignment holder may authorise a third party to operate its network facility.

5.2.1 Criteria for the third party authorisation

The criteria for the third party authorisation are specified below:

- a) The Apparatus Assignment holder must possess a valid Apparatus Assignment certificate;
- b) The third party must possess a Network Facility Provider licence or is exempted from holding NFP licence as specified under Order 3 of Communication and Multimedia (Licensing)(Exemption) Order 2000;
- c) The third party never have had its third party authorization revoked in the last two years; and
- d) The third party never had its apparatus assignment revoked in the last two years.

5.2.2 Processes

In accordance with **Regulation 25(2)**, the AA holder shall notify the Commission in writing of its intention to authorize the third party and submit relevant documents specified in **paragraph 5.2.3** to SKMM not less than **sixty (60)** days before the authorization date. The AA holder is required to return the original AA to SKMM for variation. The process specified in **paragraph 5.3** applies. A fee is payable by the AA holder for the variation

of the AA certificate. During this period, a certified true copy is required to be displayed at the site until the new AA is issue by SKMM.

5.2.3 Documents required

The AA holder is required to submit documents specified below:

- a) The agreement or authorisation between the AA holder and the third party which shall state the duration of the agreement or authorisation, undertaking by the third party to comply with the AA conditions, imposed by SKMM in **paragraph 5.2.4**;
- b) A copy of the Network Facility Provider licence unless the third party is exempted from holding a NFP licence;
- c) A declaration from the third party that never has had its apparatus assignment and/or its third party authorisation revoked within the last two years;
- d) The original AA certificate; and
- e) Any other information required by SKMM to be provided within the period specified.

5.2.4 Standard conditions for TPA

The conditions to be imposed by SKMM under **Regulation 25(1)(c)** are as follows:

- a) The third party undertakes to comply with the conditions of the apparatus assignment as if the third party were the apparatus assignment holder;
- b) The grant of an authorisation by an apparatus assignment holder to a third party shall not prevent or preclude the apparatus assignment holder from using the assignment, simultaneously or otherwise, in accordance with the conditions of the apparatus assignment;
- c) The third party authorised to operate the network facility shall retain a copy of the authorisation;
- d) The apparatus assignment holder shall notify the authorised third party of any material matters affecting the assignment within fourteen days after the apparatus assignment holder is given notice of the matter;

- e) The apparatus assignment holder shall be responsible for the conduct of the duly authorized third party;
- f) The assignment holder shall revoke the third party authorisation if the third party fails to comply with the conditions of the AA;
- g) The validity of the third party authorisation must be less or equal to the validity of the AA;
- h) The third party undertakes to comply with the provisions of the Spectrum Regulations 2000; and
- i) Any other conditions that SKMM may impose.

5.2.5 Fee payable

A fee of RM20 will be payable for the variation of the apparatus assignment.

5.2.6 Issuance of Apparatus Assignment

SKMM shall issue new AA certificate to the AA holder that shall incorporate the information on the third party authorisation and the conditions imposed by SKMM for the authorisation.

5.3 Apparatus Assignment variation

Apparatus assignment variation means the request by apparatus assignment holder to vary or change the existing apparatus assignment.

Applicants can apply for variation of an apparatus assignment by sending a request in the form of a letter or using the standard application forms provided. The letter should clearly state the proposed variations as well as information such as name, address, contact number and current apparatus assignment number.

All apparatus assignment variation can be made directly to SKMM Headquarters or any of its regional offices. However, apparatus assignment variation for licensee (apparatus used by licensee to provide service to the public) for example, cellular radio base stations, trunked radio base stations can be made only at SKMM Headquarters. Applicants are allowed to vary an apparatus assignment anytime during the validity period of the apparatus assignment.

A fee on RM20 will be payable for an application for variation of an apparatus assignment.

5.4 Apparatus assignment cancellation

Apparatus assignment holder can request to cancel their apparatus assignment in writing during the period of validity. The letter should clearly state information such as name, address, contact number, current apparatus assignment number and the request.

All apparatus assignment cancellation can be made directly to SKMM Headquarters or any of its regional offices. However, apparatus assignment cancellation for licensee (apparatus used by licensee to provide service to the public) for example, cellular radio base stations, trunked radio base stations can be made only at SKMM Headquarters.

There is no fee refund for cancellation of an apparatus assignment.

5.5 Request for apparatus assignment certified true copy

Apparatus assignment holder may request for a certified true copy of the assignment in writing from the Commission. The letter should clearly state information such as name, address, contact number, current apparatus assignment number and the request.

All requests for a certified true copy of an apparatus assignment can be made directly to SKMM Headquarters or any of its regional offices. However, request for a certified true copy of an apparatus assignment for licensee (apparatus used by licensee to provide service to the public) for example, cellular radio base stations, trunked radio base stations can be made only at SKMM Headquarters.

A fee on RM10 per page will be payable for a certified true copy of an apparatus assignment.

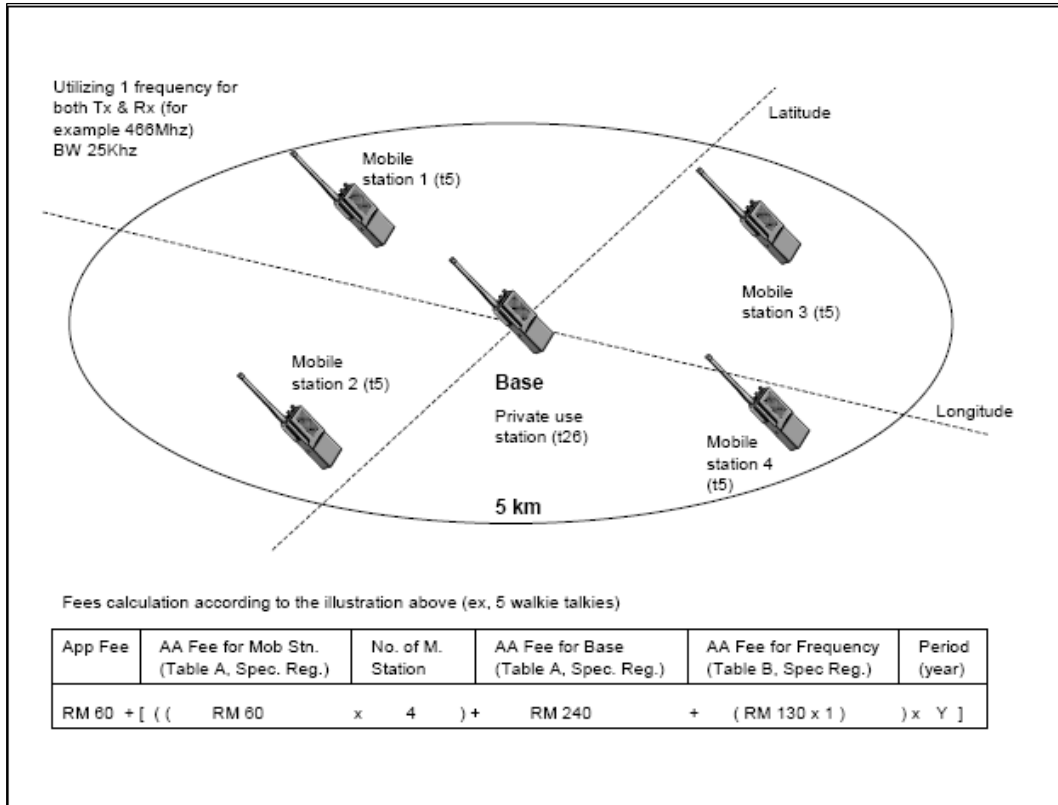
SKMM Addresses

<p style="text-align: center;">Headquarters Malaysian Communications and Multimedia Commission Suruhanjaya Komunikasi dan Multimedia Malaysia Off Persiaran Multimedia, 63000 Cyberjaya, Selangor Darul Ehsan. Tel: +60 3 86 88 80 00 Fax: +60 3 86 88 10 00</p>	
<p style="text-align: center;">Central Regional Office Pejabat Wilayah Tengah Suruhanjaya Komunikasi dan Multimedia Malaysia Level 17, Wisma SunwayMas, No.1, Jalan Tengku Ampuan Zabedah C9/C, Section 9, 40100 Shah Alam, Selangor Darul Ehsan Tel: +60 3 55 18 77 01 Fax: +60 3 55 18 77 10</p>	<p style="text-align: center;">Northern Regional Office Pejabat Wilayah Utara Suruhanjaya Komunikasi dan Multimedia Malaysia Tingkat 1, Bangunan Tabung Haji, Jalan Bagan Luar, 12000 Butterworth, Pulau Pinang Tel: +60 4 3 23 82 28 Fax: +60 4 3 23 94 48</p>
<p style="text-align: center;">Southern Regional Office Pejabat Wilayah Selatan Suruhanjaya Komunikasi dan Multimedia Malaysia Suite 7A, Level 7, Menara Ansar, Jalan Trus, 80000 Johor Bahru, Johor Darul Ta'zim Tel: +60 72 26 67 00 Fax: +60 72 27 87 00</p>	<p style="text-align: center;">Eastern Regional Office Pejabat Wilayah Timur Suruhanjaya Komunikasi dan Multimedia Malaysia B8004 Tingkat 1, Sri Kuantan Square, Jalan Telok Sisek 25200 Kuantan, Pahang Darul Makmur Tel: +60 95 12 11 00 Fax: +60 95 15 75 66</p>
<p style="text-align: center;">Sabah Regional Office Pejabat Wilayah Sabah Suruhanjaya Komunikasi dan Multimedia Malaysia 6-10-10, 10th Floor, No. 6 Menara MAA Lorong Api-Api 1, Api Api Centre 88000 Kota Kinabalu, Sabah Tel: +60 88 27 05 50 Fax: +60 88 25 32 05</p> <p style="text-align: center;">Sandakan Branch Cawangan Sandakan Suruhanjaya Komunikasi dan Multimedia Malaysia Lot No.7, Block 30 Bandar Indah Phase 6, Batu 4, Jalan Utara 90000 Sandakan, Sabah Tel : +60 89 22 73 50 Fax : +60 89 22 73 52</p>	<p style="text-align: center;">Sarawak Regional Office Pejabat Wilayah Sarawak Suruhanjaya Komunikasi dan Multimedia Malaysia Level 5 (North), Wisma STA 26, Jalan Datuk Abang Abdul Rahim 93450 Kuching, Sarawak Tel: +60 82 33 19 00 Fax: +60 82 33 19 01</p> <p style="text-align: center;">Miri Branch Cawangan Miri Suruhanjaya Komunikasi dan Multimedia Malaysia Lot 1385 (1st Floor), Block 10 Centre Point Commercial Centre Phase II, 98000 Miri, Sarawak Tel: +60 85 41 79 00 Fax: +60 85 41 74 00</p>

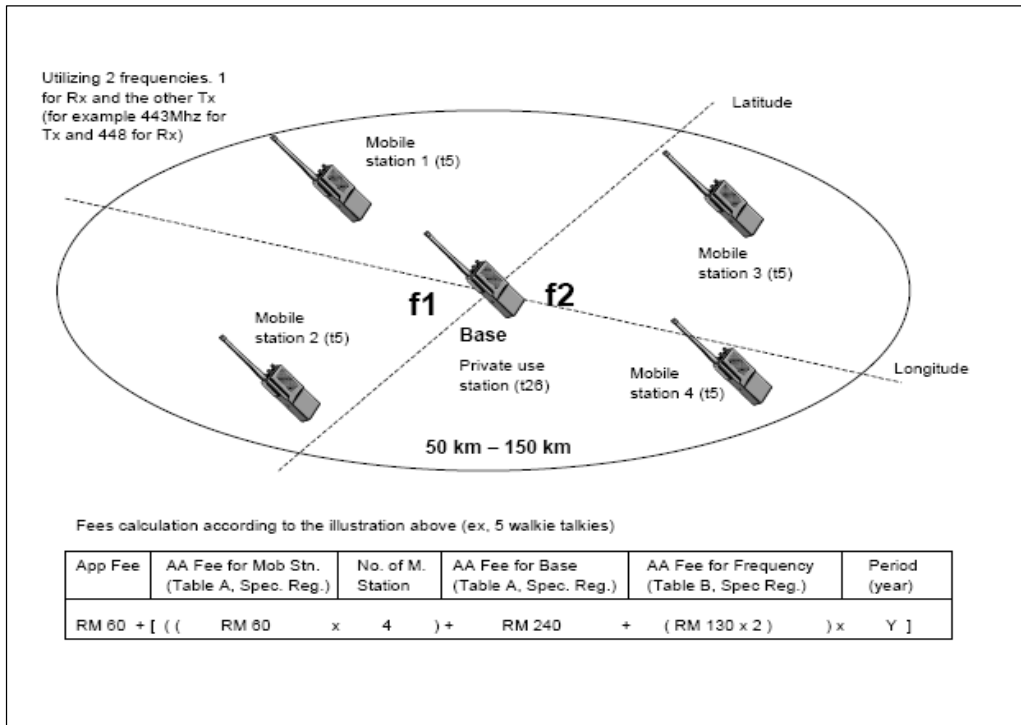
6.0 EXAMPLES OF APPARATUS ASSIGNMENT FEE CALCULATION

Fee calculation examples are provided in the diagrams.

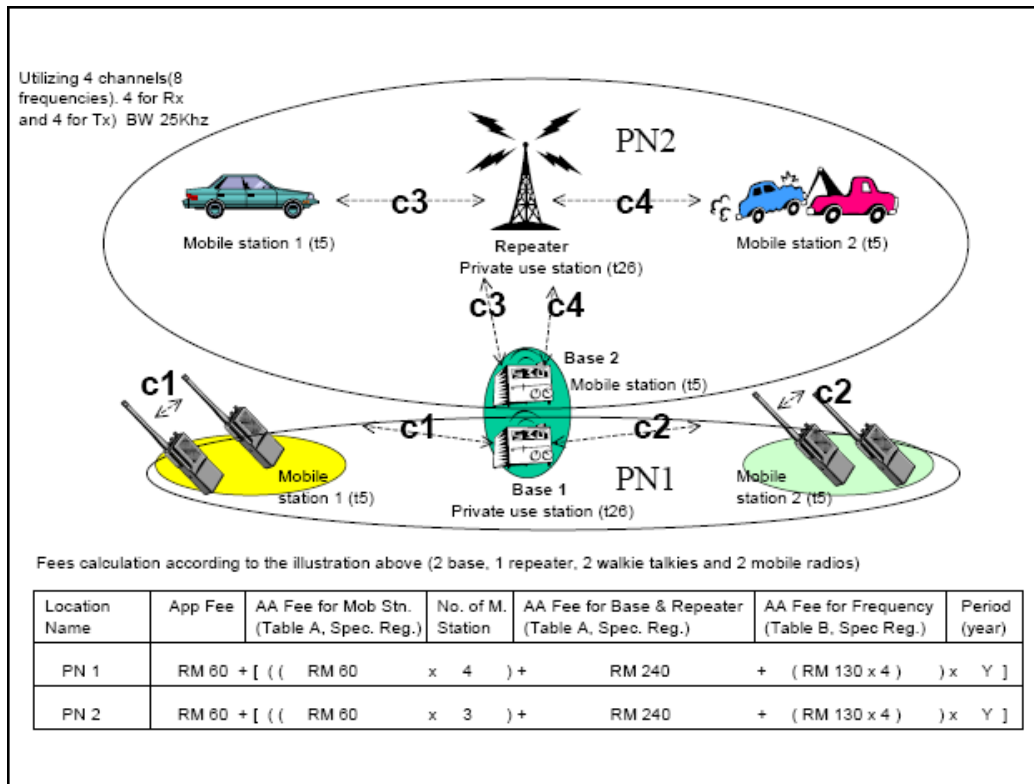
6.1 Simplex Private Use Station



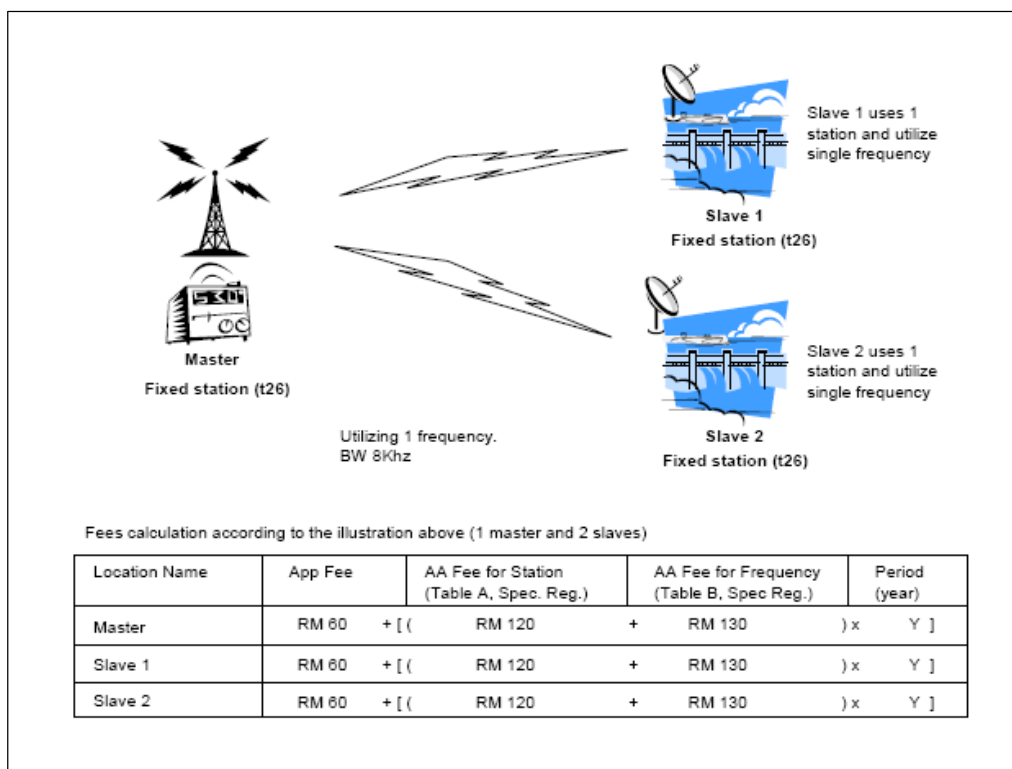
6.2 Duplex Private Use Station



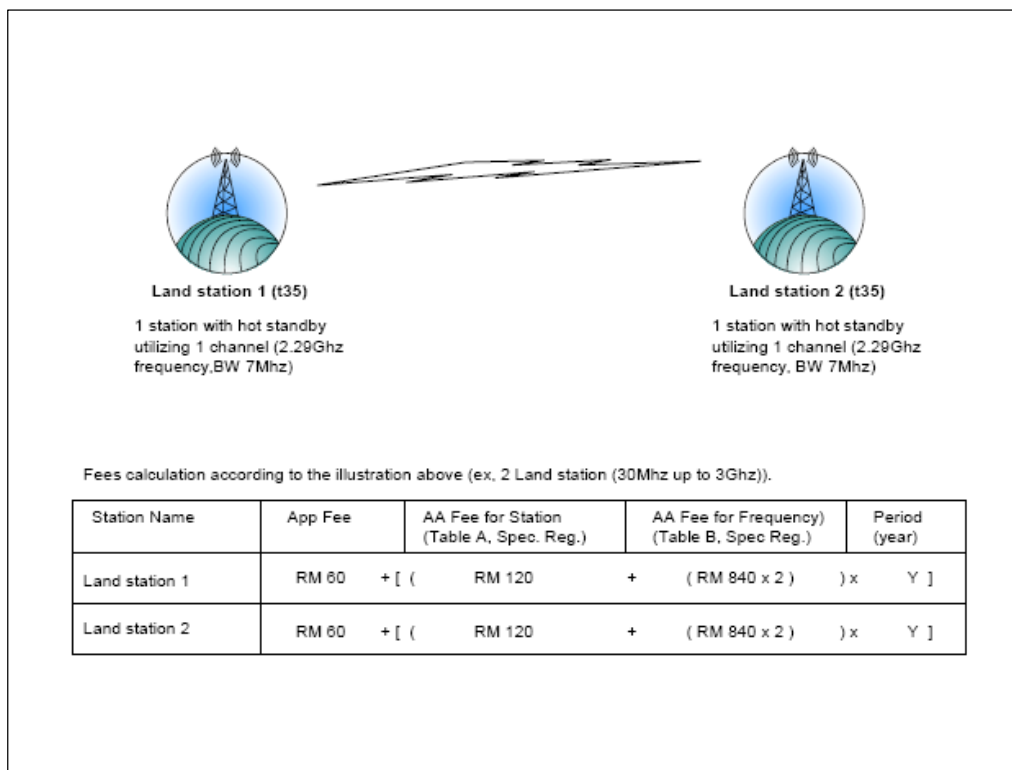
6.3 Private Network (Repeater)




6.4 Private Network Telemetry




6.5 Microwave (Hot Standby)




6.6 Microwave (1 + 1 Standby)



Land station 1 (t35)
1 station with hot standby
utilizing 2 channel (6Ghz
frequency, BW 54Mhz)






Land station 2 (t35)
1 station with hot standby
utilizing 2 channel (6Ghz
frequency, BW 54Mhz)

Fees calculation according to the illustration above (ex. 2 Land Station (more than 3Ghz))

Station Name	App Fee	AA Fee for Station (Table A, Spec. Reg.)	AA Fee for Frequency (Table B, Spec Reg.)	Period (year)
Land station 1	RM 60	+ [(RM 240	+ (RM 750 x 4))] x Y]
Land station 2	RM 60	+ [(RM 240	+ (RM 750 x 4))] x Y]

6.7 Broadcasting TV/FM Radio



Broadcasting station (t20)
Utilizes 2 frequencies at 500Mhz
and 550Mhz (BW 8Mhz)

Fees calculation according to the illustration above (ex. 1 Broadcasting station)

App Fee	AA Fee for Station (Table A, Spec. Reg.)	AA Fee for Frequency (Table B, Spec. Reg.)	Period (year)
RM 60	+ [(RM 1200	+ (RM 1000 x 2))] x Y]

6.8 Cellular Radio Base Station

Cellular Radio Base Station (t26)
1 Station with 2 channel (frequency 30 MHz- 3 GHz) with BW 200 KHz)

Cellular Mobile Access Device (Class Assignment)

Fee calculation according to the illustration above for 1 year period

Station Name	App Fee	AA Fee for Station (Table A, Spec. Reg.)	AA Fee for Frequency (Table B, Spec. Reg.)	Period (year)
Cellular Radio Base Station	RM 60	+ [(RM 120	+ (RM 380 x 4)] x Y]

6.9 Private Use In-house Paging

Paging receiver 1

Paging receiver 2

Paging receiver 3

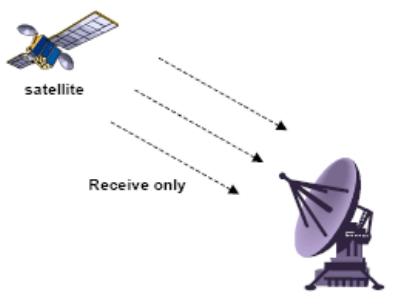
Paging base station (t26)
Utilizes single frequencies at 188Mhz. BW 25Khz.

**note: Paging receiver is not charged because it falls under class assignment.*

Fees calculation according to the illustration above (ex, 1 Paging Station)

Station Name	App Fee	AA Fee for Station (Table A, Spec. Reg.)	AA Fee for Frequency (Table B, Spec. Reg.)	Period (year)
Paging base station	RM 60	+ [(RM 240	+ RM 130 x 1] x Y]

6.10 TVRO Earth Station (Downlink Only)



satellite

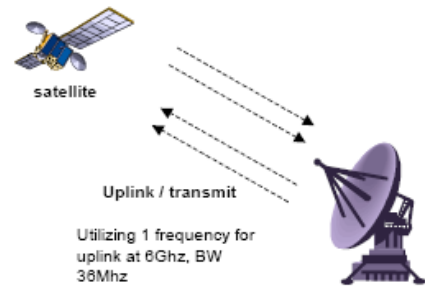
Receive only

Earth station (t45)

Fees calculation according to the illustration above (ex, 1 Earth Station)

App Fee	AA Fee for Station (Table A, Spec. Reg.)	Period (year)
RM 60	+ [RM 1200	x Y]

6.12 Earth Station (Uplink and Downlink)



satellite

Uplink / transmit


Utilizing 1 frequency for
uplink at 6Ghz, BW
36Mhz

Earth station (t45)


Fees calculation according to the illustration above (ex, 1 Earth Station)

App Fee	AA Fee for Station (Table A, Spec. Reg.)	AA Fee for Frequency (Table B, Spec. Reg.)	Period (year)
RM 60	+ [(RM 1200	+ RM 670) x Y]


6.13 Oil Rig (Non-licensees/Private Network, Ship & Aircraft)



Barge
1) Mobile station (MS) PN (t5)




Oil Rig
1) Private use station (PUS) PN (t26),
2) Fixed station (FS) Maritime (t26)
3) Aeronautical fixed station (AFS) (t26)



Helicopter
1) Aircraft station (AS) (t6)
2) Mobile station (MS) PN (t5)

Communications (1 PN frequency with BW: 25Khz)
 Oil Rig to/from Barge → via PN frequency only
 Oil Rig to/from Helicopter → via Aeronautical or PN frequency
 Oil Rig to/from Ship → via Maritime or PN frequency
 Barge to/from Ship → via PN frequency only
 Barge to/from Helicopter → via PN frequency only
 Helicopter to/from Ship → via PN frequency only

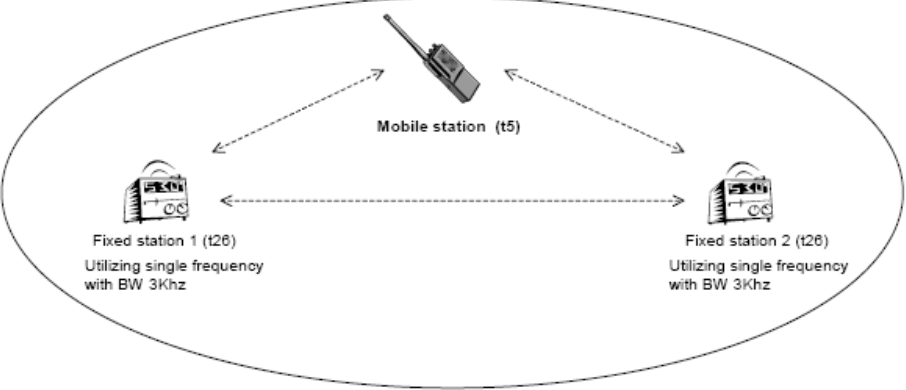


Ship
1) Ship station (SS) (t3)
2) Mobile station (MS) PN (t5)

Fees calculation according to the illustration above, (3 land station, 3 mobile station 1 aircraft & 1 ship simultaneous application)

Location Name	Station Name	App Fee	AA Fee for Station (Table A, Spec. Reg.)	AA Fee for Frequency (Table B, Spec. Reg.)	Period (year)
Oil Rig	Private Use	RM 60	+ [(RM 240 + (RM 60 x 3))	+ RM 130 x 2] x Y]
	FS Maritime	RM 60	+ [(RM 120	+ RM 130 x 2] x Y]
	AFS Aeronautical	RM 60	+ [(RM 120	+ RM 130 x 2] x Y]
Barge	MS PN	RM 60	+ [RM 60		x Y]
Helicopter	AS	RM 60	+ [RM 60		x Y]
Ship	SS	RM 60	+ [RM 60		x Y]

6.14 High Frequency



Fees calculation according to the illustration above (ex, 2 Fixed station & 1 Mobile station). The mobile station is applied in together with Fixed station 1 in a single form thus no application fees required for mobile station.

Station Name	App Fee	AA Fee for Station (Table A, Spec. Reg.)	AA Fee for Frequency (Table B, Spec Reg)	Period (year)
Fixed station 1 & Mobile stn.	RM 60	+ [(RM 120 + RM 60	+ RM 42 x 1] x Y]
Fixed station 2	RM 60	+ [(RM 120	+ RM 42 x 1] x Y]

APPENDIX A
GUIDELINE FOR APPARATUS ASSIGNMENT
Sample Aircraft Application Form



Suruhanjaya Komunikasi dan Multimedia Malaysia
 Malaysian Communications and Multimedia Commission
 Off Persiaran Multimedia
 63000 Cyberjaya, Selangor MALAYSIA

T: +60 3 86 88 80 00 F: +60 3 86 88 10 00 E: ccd@cmc.gov.my W: www.skmm.gov.my

**APPLICATION FOR APPARATUS ASSIGNMENT (S)
 (MOBILE SERVICE)**

<input checked="" type="checkbox"/> New apparatus	<input type="checkbox"/> Type of apparatus (Please refer to instructions):				
<input type="checkbox"/> Existing apparatus	Client ID no.:		Assignment no.(s):		Callsign:

Application Fee RM60 per application

To be used when applying for all mobile service apparatus assignment(s)

1. CLIENT INFORMATION					
Organisation name:	ABC CORPORATION SDN. BHD.				
Applicant name:	AHMAD BIN ALI				
Business / Residential address:	LOT 2, JALAN BUKIT BINTANG, KUALA LUMPUR				
Town / State:	KUALA LUMPUR / W. PERSEKUTUAN	Postal code:	50200		
Billing address: (if different from above)	SAME AS ABOVE			Postal code:	
Telephone (office/home):	03-23456788	Fax:	03-98765432	E-mail:	ahmad@abc.com.my
Contact person:	AHMAD BIN ALI			Company / Business reg. no.:	123456-W
Nature of business:	AIRLINE SERVICES			NRIC no.:	123456-02-1234
2. APPLICATION INFORMATION					
Proposed use of system / System description:	AERONAUTICAL SERVICES (AIRCRAFT)				
3. GEOGRAPHIC AREA INFORMATION (Only applicable to Cellular Radio Base Station, Paging Base Station, Private Use Station, Remote Controlled Station, Trunked Radio Base Station, Experimental Station, Leased Channel Base Station, Aeronautical Fixed Station, Coast Station, Wireless Alarm Station, Amateur Repeater Station and Cordless Base Station)					
Location name:	N/A				
Site address:	N/A				
Town / State:	N/A	Postal code:	N/A		
Apparatus name:	N/A	Ground elevation: (metres above mean sea level)	N/A		
Number of mobiles / Hand-carried portables:	N/A	Hand-carried portable (Y/N):	N/A		
Geographic area of operations:	N/A	Coverage radius (km):	N/A		
Centre of area of operations Latitude (°N):	___ °N/A' __ "	Longitude (°E):	___ °N/A' __ "		
Structure height (m):	N/A	Building height (m):	N/A		
4. FREQUENCY INFORMATION					
Desired transmit frequency (MHz):	118.0 – 135.975	Desired receive frequency (MHz):	118.0 – 135.975		
Communication desired with:	CONTROL TOWER				
Desired transmit frequency (MHz):		Desired receive frequency (MHz):			
Communication desired with:					
Bandwidth (MHz):		Emission:			

5. COVERAGE INFORMATION (Only applicable to Cellular Radio Base Station, Paging Base Station, Private Use Station, Remote Controlled Station, Trunked Radio Base Station, Experimental Station, Leased Channel Base Station, Aeronautical Fixed Station, Coast Station, Wireless Alarm Station, Amateur Repeater Station and Cordless Base Station)					
Center of coverage area:	Latitude (°N):	___°N/A'__"	Longitude (°E):	___°N/A'__"	
Radius (km):	N/A				
Note: Please attach coverage area map.					
6. ANTENNA INFORMATION (Only applicable to Cellular Radio Base Station, Paging Base Station, Private Use Station, Remote Controlled Station, Trunked Radio Base Station, Experimental Station, Leased Channel Base Station, Aeronautical Fixed Station, Coast Station, Wireless Alarm Station, Amateur Repeater Station and Cordless Base Station)					
Manufacturer and model:	REFER ATTACHMENT				
Antenna gain (dB):		Polarization (vertical, horizontal etc):			
Azimuth of main beam (0°-omni, 360°- directional north):			Beamwidth (°):		
Elevation angle (°):		Height above ground (m):			
Antenna displacement (m): <i>For antenna farm only</i>		Latitude (°N):		Longitude (°E):	
7. FILTER INFORMATION (Only applicable to Cellular Radio Base Station, Paging Base Station, Private Use Station, Remote Controlled Station, Trunked Radio Base Station, Experimental Station, Leased Channel Base Station, Aeronautical Fixed Station, Coast Station, Wireless Alarm Station, Amateur Repeater Station and Cordless Base Station)					
Manufacture/Model:	N/A				
Insertion loss (dB):	N/A	Tuned frequency (MHz):	N/A		
Manufacture/Model:	N/A				
Insertion loss (dB):	N/A	Tuned frequency (MHz):	N/A		
8. APPARATUS INFORMATION					
Manufacturer (Transmitter):	REFER ATTACHMENT	Model (Transmitter) / Serial no.:		REFER ATTACHMENT	
Manufacturer (Receiver):		Model (Receiver) / Serial no.:			
Transmitter power (watts):		Type approval no.:			
Note: If necessary, please attach Technical Specifications & Brochure for items 6, 7 and 8 together with the form.					
9. APPLICATION INFORMATION (only applicable to Ship Station)					
Apparatus usage: (e.g. for ship, business and public correspondence)	N/A	Vessel classification: (e.g. fishing, yacht, tugboat)		N/A	
10. VESSEL INFORMATION (only applicable to Ship Station)					
Vessel name:	N/A				
Callsign:	N/A	AAIC no.:		N/A	
Gross vessel tonnage:	<input type="checkbox"/> <300 tons	<input type="checkbox"/> 300 to 1600 tons	<input type="checkbox"/> > 1600 tons		
Area of operations:	N/A	Home port:			
Note: Please attach Certificate of Malaysia Registry (CoMR) and Ship Survey Certificate.					
11. APPARATUS INFORMATION (only applicable to Ship Station)					
Manufacturer / Model / Serial no. / Approval no.:	Power:	Frequency band:		Use (e.g. telegraphy, radar, ADF, etc)	
N/A	N/A	N/A		N/A	
12. INSTALLED APPARATUS INFORMATION (Only applicable to Ship Station, Maritime Mobile Earth Station, Aircraft Station and Aeronautical Mobile Earth Station) (Please tick where applicable)					
<input checked="" type="checkbox"/> Compulsory equipment fitted	<input checked="" type="checkbox"/> MF-SSB equipment	<input checked="" type="checkbox"/> INMARSAT equipment			
<input type="checkbox"/> Acceptable equipment	<input type="checkbox"/> DF equipment	<input checked="" type="checkbox"/> Radar equipment			

<input checked="" type="checkbox"/> VHF equipment	<input checked="" type="checkbox"/> Decca equipment	<input checked="" type="checkbox"/> Loran equipment
<input checked="" type="checkbox"/> UHF equipment	<input checked="" type="checkbox"/> Auto alarm equipment	<input checked="" type="checkbox"/> Terrestrial radio svc
<input checked="" type="checkbox"/> HF-SSB equipment	<input checked="" type="checkbox"/> EPIRB equipment	<input checked="" type="checkbox"/> DSC equipment
<input type="checkbox"/> SART equipment	<input type="checkbox"/> EGC equipment	
<input type="checkbox"/> NAVTEX equipment		

13. RELATED INFORMATION (Only applicable to Ship Station And Maritime Mobile Earth Station)

Selective call no.: (Use code below)	N/A	Number of radio equipped lifeboats:	N/A
SelCal System code: D-digital, M-satellite, N-National telex, S-sequential single-frequency code, T-narrow-band direct-printing			
Terrestrial radio communication services provided by station: (See below)	N/A	Satellite services: (Y/N)	N/A
Terrestrial radio communication services codes: C-radio telephone, D-radio telex, O-OBS message, P-facsimile, R-radio telegrams			
Charges per word:	N/A	Hours of operation:	N/A
MMSI no.:	N/A		

14. RELATED INFORMATION (Only applicable to Aircraft Station)

Aircraft type and make:	N/A		
Aircraft markings (callsign):	9M-AAE		
Area of operations:	MALAYSIA & REGIONAL	Home airport:	KLIA

15. RELATED INFORMATION (Only applicable to Land Mobile Earth Station)

Modulation type:	<input type="checkbox"/> Analog	<input type="checkbox"/> Digital
Satellite orbit arc (in decimal degree):	N/A	East: N/A West: N/A
Operating azimuth (in decimal degrees):	N/A	Lower limit: N/A Upper limit: N/A
Associated satellite transmit gain (dB):	N/A	
Receiver reference bandwidth (KHz): N/A	Receiver MPIL (dBw): N/A	
Receiver noise temps (°K): N/A		
(a) Front end: N/A	(b) Antenna: N/A	
(c) Lowest equiv, satellite link: N/A	(d) Lowest total system: N/A	

Note: If necessary, please attach Technical Specifications & Brochure together with the form.

16. DO YOU HAVE A LICENCE / ASSIGNMENT UNDER THE COMMUNICATIONS AND MULTIMEDIA ACT 1998? IF SO, PLEASE PROVIDE DETAILS OR A COPY OF YOUR LICENCE / ASSIGNMENT.

NO

17. PLEASE STATE THE REQUIRED VALIDITY DATE AND PERIOD.

Date: 15 JAN 2009	Date assignment is issued OR Date required 15 MAR 2009 (Please state the date)
Period (from 3 months to 5 years):	5 YEARS

18. I CERTIFY THAT THE STATEMENTS MADE IN THIS APPLICATION ARE COMPLETE AND CORRECT TO THE BEST OF MY KNOWLEDGE, THE APPARATUS IS TYPE APPROVED FOR USE IN MALAYSIA AND IT WILL BE USED ONLY FOR THE PURPOSES AUTHORIZED BY THE MINISTER OF ENERGY, COMMUNICATIONS AND MULTIMEDIA.

Signature:	Ahmad Ali	Date:	15-01-2009
------------	-----------	-------	------------

Name of signatory:	AHMAD BIN ALI	I.C. no.:	123456-02-1234
Business / Company chop:			

FOR SKMM USE ONLY

Fee paid:	
Cheque or Bank in slip no.:	
Receipt no. / date:	
Spectrum Plan checked:	

APPENDIX B
GUIDELINE FOR APPARATUS ASSIGNMENT
Sample Ship Application Form



Suruhanjaya Komunikasi dan Multimedia Malaysia
 Malaysian Communications and Multimedia Commission
 Off Persiaran Multimedia
 63000 Cyberjaya, Selangor MALAYSIA

T: +60 3 86 88 80 00 F: +60 3 86 88 10 00 E: ccd@cmc.gov.my W: www.skmm.gov.my

**APPLICATION FOR APPARATUS ASSIGNMENT (S)
 (MOBILE SERVICE)**

<input checked="" type="checkbox"/> New apparatus		<input type="checkbox"/> Type of apparatus (Please refer to instructions):			
<input type="checkbox"/> Existing apparatus	Client ID no.:		Assignment no.(s):		Callsign:

Application Fee RM60 per application

To be used when applying for all mobile service apparatus assignment(s)

1. CLIENT INFORMATION					
Organisation name:	ABC SHIPPING SDN. BHD.				
Applicant name:	AHMAD BIN ALI				
Business / Residential address:	LOT 2, JALAN BUKIT BINTANG, KUALA LUMPUR				
Town / State:	KUALA LUMPUR / W. PERSEKUTUAN	Postal code:	50000		
Billing address: (if different from above)	SAME AS ABOVE			Postal code:	
Telephone (office/home):	03-23456788	Fax:	03-98765432	E-mail:	ahmad@abc.com.my
Contact person:	AHMAD BIN ALI			Company / Business reg. no.:	9999-H
Nature of business:	SHIP			NRIC no.:	123456-02-1234
2. APPLICATION INFORMATION					
Proposed use of system / System description:	SHIP STATION				
3. GEOGRAPHIC AREA INFORMATION (Only applicable to Cellular Radio Base Station, Paging Base Station, Private Use Station, Remote Controlled Station, Trunked Radio Base Station, Experimental Station, Leased Channel Base Station, Aeronautical Fixed Station, Coast Station, Wireless Alarm Station, Amateur Repeater Station and Cordless Base Station)					
Location name:	N/A				
Site address:	N/A				
Town / State:	N/A	Postal code:	N/A		
Apparatus name:	N/A	Ground elevation: (metres above mean sea level)	N/A		
Number of mobiles / Hand-carried portables:	N/A	Hand-carried portable (Y/N):	N/A		
Geographic area of operations:	N/A	Coverage radius (km):	N/A		
Centre of area of operations Latitude (°N):	___ °N/A' ___ "		Longitude (°E):	___ °N/A' ___ "	
Structure height (m):	N/A	Building height (m):	N/A		
4. FREQUENCY INFORMATION					
Desired transmit frequency (MHz):		Desired receive frequency (MHz):			
Communication desired with:	- STANDARD MARITIME MOBILE -				
Desired transmit frequency (MHz):		Desired receive frequency (MHz):			
Communication desired with:					
Bandwidth (MHz):		Emission:			

5. COVERAGE INFORMATION (Only applicable to Cellular Radio Base Station, Paging Base Station, Private Use Station, Remote Controlled Station, Trunked Radio Base Station, Experimental Station, Leased Channel Base Station, Aeronautical Fixed Station, Coast Station, Wireless Alarm Station, Amateur Repeater Station and Cordless Base Station)					
Center of coverage area:	Latitude (°N):	___°N/A'__"	Longitude (°E):	___°N/A'__"	
Radius (km):	N/A				
Note: Please attach coverage area map.					
6. ANTENNA INFORMATION (Only applicable to Cellular Radio Base Station, Paging Base Station, Private Use Station, Remote Controlled Station, Trunked Radio Base Station, Experimental Station, Leased Channel Base Station, Aeronautical Fixed Station, Coast Station, Wireless Alarm Station, Amateur Repeater Station and Cordless Base Station)					
Manufacturer and model:	N/A				
Antenna gain (dB):	N/A	Polarization (vertical, horizontal etc):	N/A		
Azimuth of main beam (0°-omni, 360°- directional north):	N/A		Beamwidth (°):	N/A	
Elevation angle (°):	N/A	Height above ground (m):	N/A		
Antenna displacement (m): For antenna farm only	N/A	Latitude (°N):	N/A	Longitude (°E):	N/A
7. FILTER INFORMATION (Only applicable to Cellular Radio Base Station, Paging Base Station, Private Use Station, Remote Controlled Station, Trunked Radio Base Station, Experimental Station, Leased Channel Base Station, Aeronautical Fixed Station, Coast Station, Wireless Alarm Station, Amateur Repeater Station and Cordless Base Station)					
Manufacture/Model:	N/A				
Insertion loss (dB):	N/A	Tuned frequency (MHz):	N/A		
Manufacture/Model:	N/A				
Insertion loss (dB):	N/A	Tuned frequency (MHz):	N/A		
8. APPARATUS INFORMATION					
Manufacturer (Transmitter):	REFER ATTACHMENT	Model (Transmitter) / Serial no.:	REFER ATTACHMENT		
Manufacturer (Receiver):		Model (Receiver) / Serial no.:			
Transmitter power (watts):		Type approval no.:			
Note: If necessary, please attach Technical Specifications & Brochure for items 6, 7 and 8 together with the form.					
9. APPLICATION INFORMATION (only applicable to Ship Station)					
Apparatus usage: (e.g. for ship, business and public correspondence)	SHIP	Vessel classification: (e.g. fishing, yacht, tugboat)	TANKER		
10. VESSEL INFORMATION (only applicable to Ship Station)					
Vessel name:	VESSEL NAME				
Callsign:	9MEP8	AAIC no.:	MA0		
Gross vessel tonnage:	<input type="checkbox"/> <300 tons	<input type="checkbox"/> 300 to 1600 tons	<input checked="" type="checkbox"/> > 1600 tons		
Area of operations:	A1, A2, A3 (FOREIGN-GOING)		Home port:		
Note: Please attach Certificate of Malaysia Registry (CoMR) and Ship Survey Certificate.					
11. APPARATUS INFORMATION (only applicable to Ship Station)					
Manufacturer / Model / Serial no. / Approval no.:	Power:	Frequency band:	Use (e.g. telegraphy, radar, ADF, etc)		
INM C / PHIPIL SAFECOM CM / 4285		SATELLITE	TLX		
VHF DSL RECEIVER / DEBEG3817 9123694	25 W	156.825 – 163.775 MHz			
MH /HF TRANSCEIVER /SAMYUNG SRG 1150	45 W	1.6 – 70 MHz	DSC / RADIO TLX		
12. INSTALLED APPARATUS INFORMATION (Only applicable to Ship Station, Maritime Mobile Earth Station, Aircraft Station and Aeronautical Mobile Earth Station) (Please tick where applicable)					
<input checked="" type="checkbox"/> Compulsory equipment fitted	<input checked="" type="checkbox"/> MF-SSB equipment	<input checked="" type="checkbox"/> INMARSAT equipment			
<input type="checkbox"/> Acceptable equipment	<input type="checkbox"/> DF equipment	<input checked="" type="checkbox"/> Radar equipment			

<input checked="" type="checkbox"/> VHF equipment	<input checked="" type="checkbox"/> Decca equipment	<input checked="" type="checkbox"/> Loran equipment
<input checked="" type="checkbox"/> UHF equipment	<input checked="" type="checkbox"/> Auto alarm equipment	<input checked="" type="checkbox"/> Terrestrial radio svc
<input checked="" type="checkbox"/> HF-SSB equipment	<input checked="" type="checkbox"/> EPIRB equipment	<input type="checkbox"/> DSC equipment
<input type="checkbox"/> SART equipment	<input type="checkbox"/> EGC equipment	
<input type="checkbox"/> NAVTEX equipment		

13. RELATED INFORMATION (Only applicable to Ship Station And Maritime Mobile Earth Station)

Selective call no.: (Use code below)	D.M.T	Number of radio equipped lifeboats:	1
SelCal System code: D-digital, M-satellite, N-National telex, S-sequential single-frequency code, T-narrow-band direct-printing			
Terrestrial radio communication services provided by station: (See below)	STN	Satellite services: (Y/N)	Y
Terrestrial radio communication services codes: C-radio telephone, D-radio telex, O-OBS message, P-facsimile, R-radio telegrams			
Charges per word:		Hours of operation:	
MMSI no.:	533 157 000		

14. RELATED INFORMATION (Only applicable to Aircraft Station)

Aircraft type and make:	N/A		
Aircraft markings (callsign):	N/A		
Area of operations:	N/A	Home airport:	N/A

15. RELATED INFORMATION (Only applicable to Land Mobile Earth Station)

Modulation type:	<input type="checkbox"/> Analog	<input type="checkbox"/> Digital
Satellite orbit arc (in decimal degree):	N/A	East: N/A West: N/A
Operating azimuth (in decimal degrees):	N/A	Lower limit: N/A Upper limit: N/A
Associated satellite transmit gain (dB):	N/A	
Receiver reference bandwidth (KHz): N/A	Receiver MPIL (dBw): N/A	
Receiver noise temps (°K): N/A		
(a) Front end: N/A	(b) Antenna: N/A	
(c) Lowest equiv, satellite link: N/A	(d) Lowest total system: N/A	

Note: If necessary, please attach Technical Specifications & Brochure together with the form.

16. DO YOU HAVE A LICENCE / ASSIGNMENT UNDER THE COMMUNICATIONS AND MULTIMEDIA ACT 1998? IF SO, PLEASE PROVIDE DETAILS OR A COPY OF YOUR LICENCE / ASSIGNMENT.

NO

17. PLEASE STATE THE REQUIRED VALIDITY DATE AND PERIOD.

Date: 15 JAN 2009	Date assignment is issued OR Date required 15 MAR 2009 (Please state the date)
Period (from 3 months to 5 years):	2 YEARS

18. I CERTIFY THAT THE STATEMENTS MADE IN THIS APPLICATION ARE COMPLETE AND CORRECT TO THE BEST OF MY KNOWLEDGE, THE APPARATUS IS TYPE APPROVED FOR USE IN MALAYSIA AND IT WILL BE USED ONLY FOR THE PURPOSES AUTHORIZED BY THE MINISTER OF ENERGY, COMMUNICATIONS AND MULTIMEDIA.

Signature:	Ahmad Ali	Date:	15-01-2009
------------	-----------	-------	------------

Name of signatory:	AHMAD BIN ALI	I.C. no.:	123456-02-1234
Business / Company chop:			

FOR SKMM USE ONLY

Fee paid:	
Cheque or Bank in slip no.:	
Receipt no. / date:	
Spectrum Plan checked:	

APPENDIX C
GUIDELINE FOR APPARATUS ASSIGNMENT
Sample Mobile Services Application Form



Suruhanjaya Komunikasi dan Multimedia Malaysia
 Malaysian Communications and Multimedia Commission
 Off Persiaran Multimedia
 63000 Cyberjaya, Selangor MALAYSIA

T: +60 3 86 88 80 00 F: +60 3 86 88 10 00 E: ccd@cmc.gov.my W: www.skmm.gov.my

**APPLICATION FOR APPARATUS ASSIGNMENT (S)
 (MOBILE SERVICE)**

<input checked="" type="checkbox"/> New apparatus		<input type="checkbox"/> Type of apparatus (Please refer to instructions):			
<input type="checkbox"/> Existing apparatus	Client ID no.:		Assignment no.(s):		Callsign:

Application Fee RM60 per application

To be used when applying for all mobile service apparatus assignment(s)

1. CLIENT INFORMATION

Organisation name:	ABC INDUSTRIES (MALAYSIA) SDN BHD.				
Applicant name:	AHMAD BIN ALI				
Business / Residential address:	LOT 123 KAWASAN PERINDUSTRIAN BATU BERENDAM				
Town / State:	MELAKA	Postal code:	75350		
Billing address: (if different from above)	SAME AS ABOVE			Postal code:	
Telephone (office/home):	06-1234567	Fax:	06-1234568	E-mail:	ahmad@abc.com.my
Contact person:	AHMAD BIN ALI			Company / Business reg. no.:	123456-W
Nature of business:	ELECTRONICS FACTORY			NRIC no.:	123456-02-1234

2. APPLICATION INFORMATION

Proposed use of system / System description:	SECURITY AND MANAGEMENT (POINT TO POINT)
--	--

3. GEOGRAPHIC AREA INFORMATION (Only applicable to Cellular Radio Base Station, Paging Base Station, Private Use Station, Remote Controlled Station, Trunked Radio Base Station, Experimental Station, Leased Channel Base Station, Aeronautical Fixed Station, Coast Station, Wireless Alarm Station, Amateur Repeater Station and Cordless Base Station)

Location name:	ABC INDUSTRIES (MALAYSIA) SDN BHD				
Site address:	LOT 123 KAWASAN PERINDUSTRIAN BATU BERENDAM				
Town / State:	MELAKA	Postal code:	75350		
Apparatus name:	N/A	Ground elevation: (metres above mean sea level)	10		
Number of mobiles / Hand-carried portables:	15	Hand-carried portable (Y/N):	YES		
Geographic area of operations:	WITHIN THE FACTORY	Coverage radius (km):	10		
Centre of area of operations Latitude (°N):	02 ° 15 ' 47 "	Longitude (°E):	102 ° 15 ' 14 "		
Structure height (m):	N/A	Building height (m):	N/A		

4. FREQUENCY INFORMATION

Desired transmit frequency (MHz):	466.625	Desired receive frequency (MHz):	466.625
Communication desired with:	MOBILES		
Desired transmit frequency (MHz):	N/A	Desired receive frequency (MHz):	N/A
Communication desired with:	N/A		
Bandwidth (MHz):	0.025	Emission:	F3E

5. COVERAGE INFORMATION (Only applicable to Cellular Radio Base Station, Paging Base Station, Private Use Station, Remote Controlled Station, Trunked Radio Base Station, Experimental Station, Leased Channel Base Station, Aeronautical Fixed Station, Coast Station, Wireless Alarm Station, Amateur Repeater Station and Cordless Base Station)				
Center of coverage area:	Latitude (°N):	02 ° 15 ' 47 "	Longitude (°E):	102 ° 15 ' 14"
Radius (km):	2			
Note: Please attach coverage area map.				
6. ANTENNA INFORMATION (Only applicable to Cellular Radio Base Station, Paging Base Station, Private Use Station, Remote Controlled Station, Trunked Radio Base Station, Experimental Station, Leased Channel Base Station, Aeronautical Fixed Station, Coast Station, Wireless Alarm Station, Amateur Repeater Station and Cordless Base Station)				
Manufacturer and model:	MOTOROLA GP 300 (BUILD IN)			
Antenna gain (dB):	1 dB	Polarization (vertical, horizontal etc):	VERTICAL	
Azimuth of main beam (0°-omni, 360°- directional north):	0 °	Beamwidth (°):	N/A	
Elevation angle (°):	N/A	Height above ground (m):	N/A	
Antenna displacement (m): For antenna farm only	N/A	Latitude (°N):		Longitude (°E): N/A
7. FILTER INFORMATION (Only applicable to Cellular Radio Base Station, Paging Base Station, Private Use Station, Remote Controlled Station, Trunked Radio Base Station, Experimental Station, Leased Channel Base Station, Aeronautical Fixed Station, Coast Station, Wireless Alarm Station, Amateur Repeater Station and Cordless Base Station)				
Manufacture/Model:	N/A			
Insertion loss (dB):	N/A	Tuned frequency (MHz):	N/A	
Manufacture/Model:	N/A			
Insertion loss (dB):	N/A	Tuned frequency (MHz):	N/A	
8. APPARATUS INFORMATION				
Manufacturer (Transmitter):	MOTOROLA GP 300	Model (Transmitter) / Serial no.:	MG123455/W	
Manufacturer (Receiver):	MOTOROLA GP 300	Model (Receiver) / Serial no.:	MG123455/W	
Transmitter power (watts):	5W	Type approval no.:	ABCD/12A/1234/W	
Note: If necessary, please attach Technical Specifications & Brochure for items 6, 7 and 8 together with the form.				
9. APPLICATION INFORMATION (only applicable to Ship Station)				
Apparatus usage: (e.g. for ship, business and public correspondence)	N/A	Vessel classification: (e.g. fishing, yacht, tugboat)	N/A	
10. VESSEL INFORMATION (only applicable to Ship Station)				
Vessel name:	N/A			
Callsign:	N/A	AAIC no.:	N/A	
Gross vessel tonnage:	<input type="checkbox"/> <300 tons	<input type="checkbox"/> 300 to 1600 tons	<input type="checkbox"/> > 1600 tons	
Area of operations:	N/A	Home port:		
Note: Please attach Certificate of Malaysia Registry (CoMR) and Ship Survey Certificate.				
11. APPARATUS INFORMATION (only applicable to Ship Station)				
Manufacturer / Model / Serial no. / Approval no.:	Power:	Frequency band:	Use (e.g. telegraphy, radar, ADF, etc)	
N/A	N/A	N/A	N/A	

12. INSTALLED APPARATUS INFORMATION*(Only applicable to Ship Station, Maritime Mobile Earth Station, Aircraft Station and Aeronautical Mobile Earth Station)
(Please tick where applicable)*

<input type="checkbox"/> Compulsory equipment fitted	<input type="checkbox"/> MF-SSB equipment	<input type="checkbox"/> INMARSAT equipment
<input type="checkbox"/> Acceptable equipment	<input type="checkbox"/> DF equipment	<input type="checkbox"/> Radar equipment
<input type="checkbox"/> VHF equipment	<input type="checkbox"/> Decca equipment	<input type="checkbox"/> Loran equipment
<input type="checkbox"/> UHF equipment	<input type="checkbox"/> Auto alarm equipment	<input type="checkbox"/> Terrestrial radio svc
<input type="checkbox"/> HF-SSB equipment	<input type="checkbox"/> EPIRB equipment	<input type="checkbox"/> DSC equipment
<input type="checkbox"/> SART equipment	<input type="checkbox"/> EGC equipment	
<input type="checkbox"/> NAVTEX equipment		

13. RELATED INFORMATION *(Only applicable to Ship Station And Maritime Mobile Earth Station)*

Selective call no.: (Use code below)	N/A	Number of radio equipped lifeboats:	N/A
SelCal System code: D-digital, M-satellite, N-National telex, S-sequential single-frequency code, T-narrow-band direct-printing			
Terrestrial radio communication services provided by station: (See below)	N/A	Satellite services: (Y/N)	N/A
Terrestrial radio communication services codes: C-radio telephone, D-radio telex, O-OBS message, P-facsimile, R-radio telegrams			
Charges per word:	N/A	Hours of operation:	N/A
MMSI no.:	N/A		

14. RELATED INFORMATION *(Only applicable to Aircraft Station)*

Aircraft type and make:	N/A
Aircraft markings (callsign):	N/A
Area of operations:	N/A
Home airport:	N/A

15. RELATED INFORMATION *(Only applicable to Land Mobile Earth Station)*

Modulation type:	<input type="checkbox"/> Analog	<input type="checkbox"/> Digital
Satellite orbit arc (in decimal degree):	N/A	East: N/A West: N/A
Operating azimuth (in decimal degrees):	N/A	Lower limit: N/A Upper limit: N/A
Associated satellite transmit gain (dB):	N/A	
Receiver reference bandwidth (KHz): N/A	Receiver MPIL (dBw): N/A	
Receiver noise temps (°K): N/A		
(a) Front end: N/A	(b) Antenna: N/A	
(c) Lowest equiv, satellite link: N/A	(d) Lowest total system: N/A	

*Note: If necessary, please attach Technical Specifications & Brochure together with the form.***16. DO YOU HAVE A LICENCE / ASSIGNMENT UNDER THE COMMUNICATIONS AND MULTIMEDIA ACT 1998? IF SO, PLEASE PROVIDE DETAILS OR A COPY OF YOUR LICENCE / ASSIGNMENT.**

NO

17. PLEASE STATE THE REQUIRED VALIDITY DATE AND PERIOD.

Date: 15 JAN 2009	Date assignment is issued OR Date required <u>15 MAR 2009</u> (Please state the date)
Period (from 3 months to 5 years):	1 YEAR

18. I CERTIFY THAT THE STATEMENTS MADE IN THIS APPLICATION ARE COMPLETE AND CORRECT TO THE BEST OF MY KNOWLEDGE, THE APPARATUS IS TYPE APPROVED FOR USE IN MALAYSIA AND IT WILL BE USED ONLY FOR THE PURPOSES AUTHORIZED BY THE MINISTER OF ENERGY, COMMUNICATIONS AND MULTIMEDIA.

Signature:	<i>Ahmad Ali</i>	Date:	15-01-2009
Name of signatory:	AHMAD BIN ALI	I.C. no.:	123456-02-1234
Business / Company chop:			

FOR SKMM USE ONLY

Fee paid:	
Cheque or Bank in slip no.:	
Receipt no. / date:	
Spectrum Plan checked:	

APPENDIX D
GUIDELINE FOR APPARATUS ASSIGNMENT
Sample Amateur Service Application Form



Suruhanjaya Komunikasi dan Multimedia Malaysia
 Malaysian Communications and Multimedia Commission
 Off Persiaran Multimedia
 63000 Cyberjaya, Selangor MALAYSIA

T: +60 3 86 88 80 00 F: +60 3 86 88 10 00 E: ccd@cmc.gov.my W: www.skmm.gov.my

**APPLICATION FOR APPARATUS ASSIGNMENT (S)
 (AMATEUR SERVICE)**

<input checked="" type="checkbox"/> New apparatus	<input type="checkbox"/> Type of apparatus (Please refer to instructions):				
<input type="checkbox"/> Existing apparatus	Client ID no.:		Assignment no.(s):		Callsign: 9W2FTL

Application Fee
RM60
 per application

To be used when applying for all amateur service apparatus assignment (s)

1. CLIENT INFORMATION

Organisation name:	N/A				
Applicant name:	AHMAD BIN ALI				
Business / Residential address:	NO 80, JALAN MAJU JAYA, TAMAN PUTERA				
Town / State:	SUNGAI BESI, KUALA LUMPUR	Postal code:	43000		
Billing address: (if different from above)	SAME AS ABOVE				Postal code:
E-Mail: ahmad@yahoo.com	Telephone: 03-87878787	Fax: 03-87878788	Occupation: ENGINEER		
Passport / IC No.:	800420-11-5037	Date of birth: 20-04-1980	Place of birth: Kuantan		
Citizenship:	<input checked="" type="checkbox"/> Malaysian	<input type="checkbox"/> Commonwealth	<input type="checkbox"/> Other, please specify _____		

2. APPLICATION INFORMATION

Class (A/B)	B
-------------	---

3. GEOGRAPHIC AREA INFORMATION

Location name: <i>If mobile, enter the vehicle registration no.</i>	WFH 4113 /AS PER ADDRESS		
Site address:	AS ABOVE		
Town / State:	SUNGAI BESI, KUALA LUMPUR	Postal code:	43000
Apparatus name:	N/A	Ground elevation: (metres above mean sea level)	N/A
Number of mobiles / hand-carried portables:	1	Hand-carried portable (Y/N):	YES
Geographic area of operations:	N/A	Coverage radius (km):	N/A
Centre of area of operations Latitude (°N):	_ 3 _ ° _ 6 _ ' _ 20 _ "	Longitude (°E):	_ 101 _ ° _ 30 _ ' _ 25 _ "
Structure height (m):	N/A	Building height (m):	N/A

4. APPARATUS INFORMATION

Manufacturer / Model / Serial no.:	Power:	Emission:	Frequency band:	Use (transmitter, receiver etc)
ICOM 735	10 W	F1A	AMATEUR	TRANSCEIVER

5. DO YOU HAVE A LICENCE / ASSIGNMENT UNDER THE COMMUNICATIONS AND MULTIMEDIA ACT 1998? IF SO, PLEASE PROVIDE DETAILS OR A COPY OF YOUR LICENCE / ASSIGNMENT.

NO

6. PLEASE STATE THE REQUIRED VALIDITY DATE AND PERIOD.

Date: 15 JAN 2009	Date assignment is issued OR Date required <u>15 MAR 2009</u> (Please state the date)
Period (from 3 months to 5 years):	5 YEARS

7. I CERTIFY THAT THE STATEMENTS MADE IN THIS APPLICATION ARE COMPLETE AND CORRECT TO THE BEST OF MY KNOWLEDGE, THE APPARATUS IS TYPE APPROVED FOR USE IN MALAYSIA AND IT WILL BE USED ONLY FOR THE PURPOSES AUTHORIZED BY THE MINISTER OF ENERGY, COMMUNICATIONS AND MULTIMEDIA.

Signature:	<i>Ahmad Ali</i>	Date:	15 JAN 2009
------------	------------------	-------	-------------

If applicant is under 21 years of age, counter signature of parent or guardian is required:

Note: Please enclose

1. A sketch of the aerial(s) to be used.
2. Documentary proof of citizenship.
3. A copy of radio amateur proficiency certificate.
4. Letter of reference from Malaysian Amateur Radio Transmitting Society (MARTS).
5. A declaration of secrecy.

FOR SKMM USE ONLY

Fee paid:	
Cheque or Bank in slip no.:	
Receipt no. / date:	

APPENDIX E
GUIDELINE FOR APPARATUS ASSIGNMENT
Sample Broadcasting Services Application Form



Suruhanjaya Komunikasi dan Multimedia Malaysia
 Malaysian Communications and Multimedia Commission
 Off Persiaran Multimedia
 63000 Cyberjaya, Selangor MALAYSIA

T: +60 3 86 88 80 00 F: +60 3 86 88 10 00 E: ccd@cmc.gov.my W: www.skmm.gov.my

**APPLICATION FOR APPARATUS ASSIGNMENT (S)
 (BROADCASTING SERVICE)**

Application
 Fee
RM60
 per application

<input checked="" type="checkbox"/> New apparatus	<input type="checkbox"/> Type of apparatus (Please refer to instructions):				
<input type="checkbox"/> Existing apparatus	Client ID no.:		Assignment no.(s):		Callsign:

To be used when applying for all broadcasting service apparatus assignment (s)

1. CLIENT INFORMATION					
Organisation name:	ABC BROADCAST SDN BHD				
Applicant name:	AHMAD BIN ALI				
Business / Residential address:	LOT2, JALAN BUKIT BINTANG KUALA LUMPUR				
Town / State:	KUALA LUMPUR	Postal code:	50000		
Billing address: (if different from above)	SAME AS ABOVE			Postal code:	
Telephone (office/home):	03-23456788	Fax:	03-98765432	E-mail:	ahmad@abc.com
Contact person:	AHMAD BIN ALI			Company / Business reg. no.:	123456-W
Nature of business:	ANALOGUE TV BROADCASTING			NRIC no.:	123456-01-1234
2. APPLICATION INFORMATION					
Proposed use of system / System description:	BROADCASTING TRANSMITTER STATION (TV)				
3. GEOGRAPHIC AREA INFORMATION					
Location name:	GUNUNG RAYA				
Site address:	STESEN PEMANCAR GUNUNG RAYA				
Town / State:	KUAH, LANGKAWI	Postal code:	07000		
Apparatus name:	TV TRANSMITTER 1				
Latitude (°N):	06 ° 22 ' 10 "	Longitude (°E):	99 ° 49 ' 15 "		
Ground elevation: <i>(metres above mean sea level)</i>	881.0m				
Structure height (m):	91.5m				
Building height (m):	N/A				
Transportable:	<input type="checkbox"/> Yes	<input checked="" type="checkbox"/> No	Radius of operation (km):	10 KM	
4. FREQUENCY INFORMATION					
Desired transmit frequency (MHz):	567.25	Desired receive frequency (MHz):	N/A		
Bandwidth (MHz):	8 MHz	Emission:	F3W		
5. COVERAGE INFORMATION					
Center of coverage area:	Latitude (°N):	06 ° 22 ' 10 "	Longitude (°E):	99 ° 49 ' 15 "	
Radius (km):	20 KM				
<i>Note: Please attach coverage area map.</i>					

6. ANTENNA INFORMATION

Manufacturer and model:	THOMSON-LGT				
Antenna gain (dB):	13.4 dB	Polarization (vertical, horizontal etc):	HORIZONTAL		
Azimuth of main beam (0°-omni, 360°- directional north):	0°				
Elevation angle (°):	0°	Height above ground (m):	90m		
Antenna displacement (m): <i>For antenna farm only</i>	N/A	Latitude (°N):	N/A	Longitude (°E):	N/A

7. APPARATUS INFORMATION

Manufacturer (Transmitter):	ITELCO	Model (Transmitter) / Serial no.:	ITC/123456		
Manufacturer (Receiver):	N/A	Model (Receiver) / Serial no.:	N/A		
Transmitter power (watts):	1KW	Type approval no.:	ABCD/12A/1234/B		
Transmission line length (m)	111m	Line type (RG8, RG213 etc):	7/8' COAXIAL CABLE		

8. FILTER INFORMATION

Manufacturer/Model:	N/A				
Insertion loss (dB):	N/A	Tuned frequency (MHz):	N/A		
Manufacturer/Model:	N/A				
Insertion loss (dB):	N/A	Tuned frequency (MHz):	N/A		

Note: If necessary, please attach Technical Specifications & Brochure for items 6 (antenna pattern), 7 and 8 together with the form.

9. DO YOU HAVE A LICENCE / ASSIGNMENT UNDER THE COMMUNICATIONS AND MULTIMEDIA ACT 1998? IF SO, PLEASE PROVIDE DETAILS OR A COPY OF YOUR LICENCE / ASSIGNMENT.

YES (DETAILS ATTACHED)

10. PLEASE STATE THE REQUIRED VALIDITY DATE AND PERIOD.

Date: 15 JAN 2009	Date assignment is issued OR Date required 15 MAR 2009 (Please state the date)
Period (from 3 months to 5 years):	1 YEAR

11. I CERTIFY THAT THE STATEMENTS MADE IN THIS APPLICATION ARE COMPLETE AND CORRECT TO THE BEST OF MY KNOWLEDGE, THE APPARATUS IS TYPE APPROVED FOR USE IN MALAYSIA AND IT WILL BE USED ONLY FOR THE PURPOSES AUTHORIZED BY THE MINISTER OF ENERGY, COMMUNICATIONS AND MULTIMEDIA.

Signature:	<i>Ahmad Bin Ali</i>	Date:	15 JAN 2009
Name of signatory:	AHMAD BIN ALI	I.C. no.:	123456-01-1234
Business / Company chop:			

FOR SKMM USE ONLY

Fee paid:	
Cheque or Bank in slip no.:	

Receipt no. / date:	
Spectrum Plan checked:	

APPENDIX F
GUIDELINE FOR APPARATUS ASSIGNMENT
Sample Fixed Service Application Form



Suruhanjaya Komunikasi dan Multimedia Malaysia
 Malaysian Communications and Multimedia Commission
 Off Persiaran Multimedia
 63000 Cyberjaya, Selangor MALAYSIA

T: +60 3 86 88 80 00 F: +60 3 86 88 10 00 E: ccd@cmc.gov.my W: www.skmm.gov.my

**APPLICATION FOR APPARATUS ASSIGNMENT (S)
 (FIXED SERVICE)**

<input checked="" type="checkbox"/> New apparatus <input type="checkbox"/> Type of apparatus (Please refer to instructions):					
<input type="checkbox"/> Existing apparatus	Client ID no.:	123456	Assignment no.(s):		Callsign:

Application Fee
RM60
 per application

To be used when applying for all fixed service apparatus assignment(s) including earth, land, fixed etc.

1. CLIENT INFORMATION					
Organisation name:	ABC COMMUNICATION SDN BHD				
Applicant name:	AHMAD BIN ALI				
Business / Residential address:	MENARA DATO ONN, PWTC				
Town / State:	KUALA LUMPUR	Postal code:	50000		
Billing address: (if different from above)	SAME AS ABOVE				Postal code:
Telephone (office/home):	03-23456788	Fax:	03-98765432	E-mail:	ahmad@abc.com.my
Contact person:	AHMAD BIN ALI			Company / Business reg. no.:	12345-A
Nature of business:	TELECOMMUNICATION PROVIDER			NRIC no.:	123456-01-1234
2. APPLICATION INFORMATION					
Proposed use of system / System description:	MICROWAVE LINK				
3. GEOGRAPHIC AREA INFORMATION					
Location name:	FABER HEIGHT				
Site address:	JLN DESA UTAMA, TAMAN DESA				
Town / State:	KUALA LUMPUR	Postal code:	45000		
Apparatus name:	DIGITAL MICROWAVE LINK				
Latitude (°N):	03 ° 06' 05"	Longitude (°E):	101 °40' 48"		
Ground elevation: (metres above mean sea level)	40				
Structure height (m):	2				
Building height (m):	7				
Transportable:	<input type="checkbox"/> Yes	<input checked="" type="checkbox"/> No	Radius of operation (km):	10	
4. FREQUENCY INFORMATION					
Desired transmit frequency (MHz):	14907	Desired receive frequency (MHz):	14417		
Bandwidth (MHz):	28	Emission:	G7W		
Communication desired with:	STATION JBA BANGI				
Coverage radius (km):	N/A	No. of terminals:	N/A		
5. COVERAGE & LINK INFORMATION					
Center of coverage area:	Latitude (°N):	03 °06' 40"	Longitude (°E):	101 °41' 35"	
Radius (km):	10				

Link name (MAIN):	Auxiliary link point #1:	JBA BANGI
	Auxiliary link point #2:	
	Auxiliary link point #3:	
	Auxiliary link point #4:	

Note: If necessary, please attach a Single Line Diagram (SLD) together with the form.

6. ANTENNA INFORMATION

Manufacturer and model:	ABB		
Antenna gain (dB):	37.5	Polarization (vertical, horizontal etc):	VERTICAL
Azimuth of main beam (0°-omni, 360°-directional north):		Beamwidth (°):	1.8
Elevation angle (°):	0.02	Height above ground (m):	76
Antenna displacement (m): For antenna farm only	N/A	Latitude (°N):	N/A
		Longitude (°E):	N/A

7. APPARATUS INFORMATION

Manufacturer (Transmitter):	ABB	Model (Transmitter) / Serial no.:	NL-185 / LN87965
Manufacturer (Receiver):	ABB	Model (Receiver) / Serial no.:	NL-185 / LN58761
Transmitter power (watts):	1	Type approval no.:	RADX/ 05A/94
Transmission line length (m)	8	Line type (RG8, RG213 etc):	RG213

8. FILTER INFORMATION

Manufacturer/Model:	DMC /DMC-SP		
Insertion loss (dB):	0.1	Tuned frequency (MHz):	14200 - 15350
Manufacturer/Model:	N/A		
Insertion loss (dB):	N/A	Tuned frequency (MHz):	N/A

Note: If necessary, please attach Technical Specifications & Brochure for items 6 (antenna pattern), 7 and 8 together with the form.

9. RELATED INFORMATION (only applicable to Earth Station)

Modulation type:	<input type="checkbox"/> Analog		<input type="checkbox"/> Digital	
Satellite orbit arc (in decimal degree):	East:	N/A	West:	N/A
Operating azimuth (in decimal degree):	Lower limit:	N/A	Upper limit:	N/A
Associated satellite transmit gain (dB):	N/A			
Receiver reference bandwidth (KHz):	N/A	Receiver MPIL (dBw):	N/A	
Receiver noise temps (°K):				
	(a) Front end:	N/A	(b) Antenna:	N/A
	(c) Lowest equiv, Satellite link:	N/A	(d) Lowest total system:	N/A

Note: If necessary, please provide additional attachments together with the form.

10. DO YOU HAVE A LICENCE / ASSIGNMENT UNDER THE COMMUNICATIONS AND MULTIMEDIA ACT 1998? IF SO, PLEASE PROVIDE DETAILS OR A COPY OF YOUR LICENCE / ASSIGNMENT.

YES. NFP/2000/90 (AS ATTACHED)

11. PLEASE STATE THE REQUIRED VALIDITY DATE AND PERIOD.

Date: 15 JAN 2009	Date assignment is issued OR Date required <u>15 MAR 2009</u> (Please state the date)
Period (from 3 months to 5 years):	1 YEAR

12. I CERTIFY THAT THE STATEMENTS MADE IN THIS APPLICATION ARE COMPLETE AND CORRECT TO THE BEST OF MY KNOWLEDGE, THE APPARATUS IS TYPE APPROVED FOR USE IN MALAYSIA AND IT WILL BE USED ONLY FOR THE PURPOSES AUTHORIZED BY THE MINISTER OF ENERGY, COMMUNICATIONS AND MULTIMEDIA.

Signature:	<i>Ahmad Ali</i>	Date:	15 JAN 2009
Name of signatory:	AHMAD BIN ALI	I.C. no.:	123456-01-1234
Business / Company chop:			

FOR SKMM USE ONLY

Fee paid:	
Cheque or Bank in slip no.:	
Receipt no. / date:	
Spectrum Plan checked:	

APPENDIX G
GUIDELINE FOR APPARATUS ASSIGNMENT
Sample Radiodetermination Services Application Form



Suruhanjaya Komunikasi dan Multimedia Malaysia
 Malaysian Communications and Multimedia Commission
 Off Persiaran Multimedia
 63000 Cyberjaya, Selangor MALAYSIA

T: +60 3 86 88 80 00 F: +60 3 86 88 10 00 E: ccd@cmc.gov.my W: www.skmm.gov.my

**APPLICATION FOR APPARATUS ASSIGNMENT (S)
 (RADIODETERMINATION SERVICE)**

<input checked="" type="checkbox"/> New apparatus	<input type="checkbox"/> Type of apparatus (Please refer to instructions):				
<input type="checkbox"/> Existing apparatus	Client ID no.:		Assignment no.(s):		Callsign:

Application Fee
RM60
 per application

To be used when applying for all radiodetermination service apparatus assignment (s)

1. CLIENT INFORMATION					
Organisation name:	ABC CORPORATION SDN. BHD.				
Applicant name:	AHMAD BIN ALI				
Business / Residential address:	LOT 2, JALAN TANJUNG KIDURONG, BINTULU				
Town / State:	SARAWAK	Postal code:	97000		
Billing address: (if different from above)	SAME AS ABOVE				Postal code:
Telephone (office/home):	03-12345678	Fax:	03-98765432	E-mail:	ahmad@abc.com.my
Contact person:	AHMAD BIN ALI			Company / Business reg. no.:	123456-W
Nature of business:	RADIODETERMINATION			NRIC no.:	123456-02-1234
2. APPLICATION INFORMATION					
Proposed use of system / System description:	RADIODETERMINATION STATION				
3. GEOGRAPHIC AREA INFORMATION (Only applicable to radiolocation station, radionavigation station and radiodetermination station)					
Location name:	BUKIT PAGODA				
Site address:	TANJUNG KIDURONG, BINTULU, SARAWAK				
Town / State:	BINTULU / SARAWAK	Postal code:	97000		
Apparatus name:	RAYTHEON	Ground elevation: (metres above mean sea level)	61 m		
Number of mobiles / hand-carried portables:	N/A	Hand-carried portable (Y/N):	N/A		
Geographic area of operations:	BUKIT PAGODA	Coverage radius (km):	100 KM		
Centre of area of operations Latitude (°N):	_3_°_15_'_0_''	Longitude (°E):	_113_°_4_'_0_''		
Structure height (m):	5 m	Building height (m):	N/A		
4. FREQUENCY INFORMATION					
Desired transmit frequency (MHz):	2950	Desired receive frequency (MHz):	2950		
Communication desired with:	N/A				
Desired transmit frequency (MHz):		Desired receive frequency (MHz):			
Communication desired with:					
Bandwidth (MHz):	30KHz	Emission:	PON		
5. APPARATUS INFORMATION					
Manufacturer (Transmitter):	RAYTHEON	Model (Transmitter) / Serial no.:	ASR803		

Manufacturer (Receiver):	RAYTHEON	Model (Receiver) / Serial no.:	M27811
Transmitter power (watts):	500	Type approval no.:	
<i>Note: If necessary, please attach Technical Specifications & Brochure with the form.</i>			

6. DO YOU HAVE A LICENCE / ASSIGNMENT UNDER THE COMMUNICATIONS AND MULTIMEDIA ACT 1998? IF SO, PLEASE PROVIDE DETAILS OR A COPY OF YOUR LICENCE / ASSIGNMENT.

NO

7. PLEASE STATE THE REQUIRED VALIDITY DATE AND PERIOD.

Date: 15 JAN 2009	Date assignment is issued OR Date required 15 MAR 2009 (Please state the date)
Period (from 3 months to 5 years):	1 YEAR

8. I CERTIFY THAT THE STATEMENTS MADE IN THIS APPLICATION ARE COMPLETE AND CORRECT TO THE BEST OF MY KNOWLEDGE, THE APPARATUS IS TYPE APPROVED FOR USE IN MALAYSIA AND IT WILL BE USED ONLY FOR THE PURPOSES AUTHORIZED BY THE MINISTER OF ENERGY, COMMUNICATIONS AND MULTIMEDIA.

Signature:	<i>Ahmad Bin Ali</i>	Date:	15 JAN 2009
Name of signatory:	AHMAD BIN ALI	I.C. no.:	123456-02-1234
Business / Company chop:			

FOR SKMM USE ONLY

Fee paid:	
Cheque or Bank in slip no.:	
Receipt no. / date:	
Spectrum Plan checked:	