



PENETRATION RATES

Broadband



Mobile-cellular



Fixed telephony



Pay TV

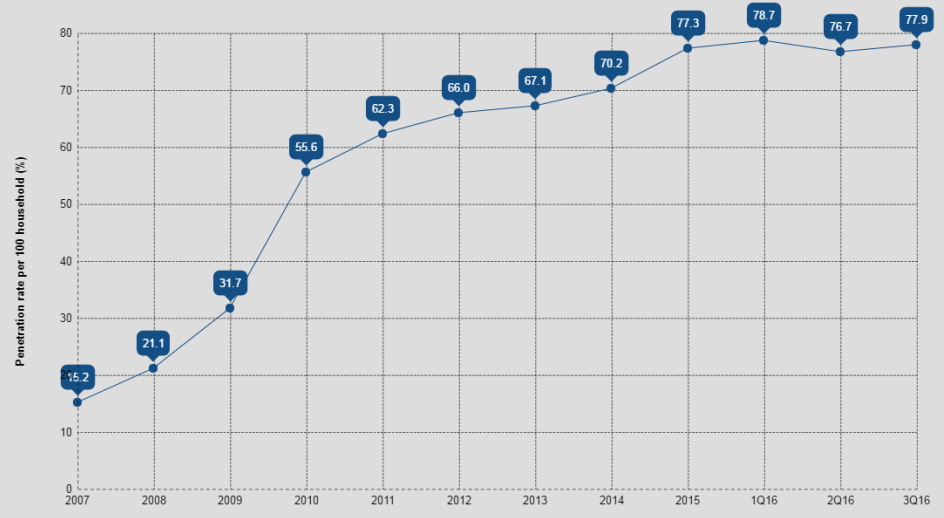


BROADBAND

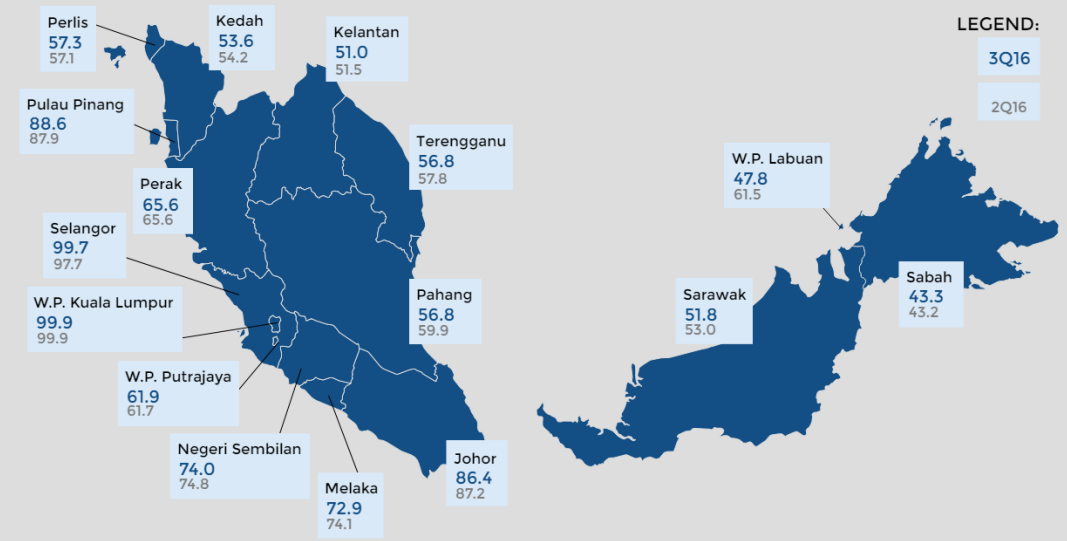
2.7 million
fixed broadband subscriptions
2Q16: 2.7 million

28.0 million
mobile broadband subscriptions
2Q16: 27.1 million

HOUSEHOLDS BROADBAND PENETRATION RATE



HOUSEHOLDS BROADBAND PENETRATION RATE BY STATE (%)



SUBSCRIPTIONS BY STATE ('000)



MOBILE-CELLULAR



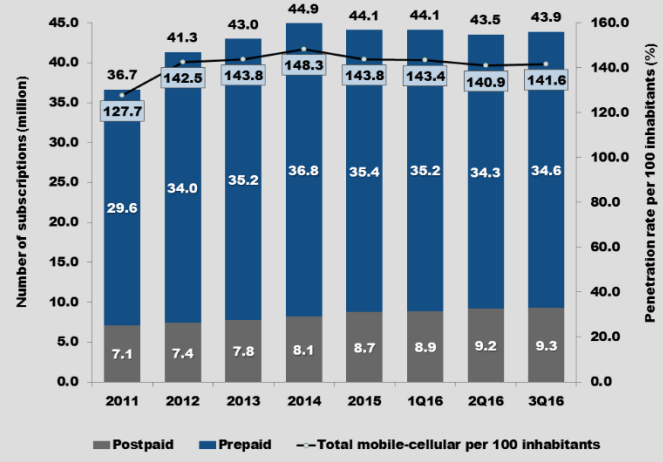
9.3 million postpaid subscriptions
2Q16: 9.2 million

34.6 million prepaid subscriptions
2Q16: 34.3 million

3,597 million SMS sent
2Q16: 3,935 million



SUBSCRIPTIONS AND PENETRATION RATE



FIXED TELEPHONY

4.6 million fixed telephony subscriptions
2Q16: 4.6 million

includes DEL, VoIP, WLL, ISDN, payphones

26.6 DEL per 100 households
2Q16: 26.9

2.0 million households DEL subscriptions
2Q16: 2.0 million

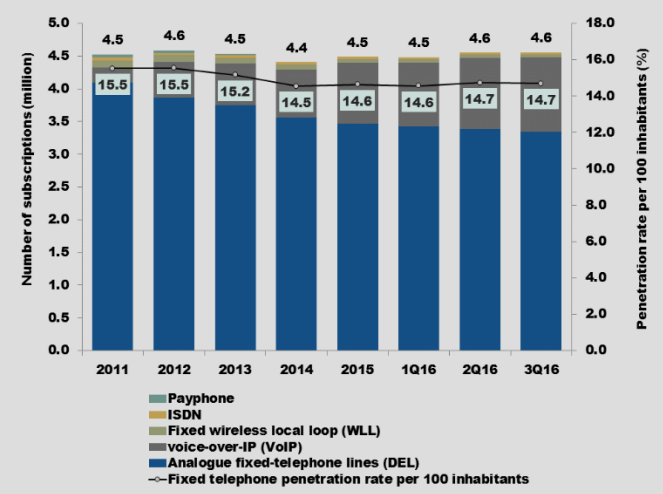
10.8 DEL per 100 inhabitants
2Q16: 10.9

3.3 million total DEL subscriptions
2Q16: 3.4 million

Pulau Pinang, Melaka, Perak have the highest DEL households penetration rate

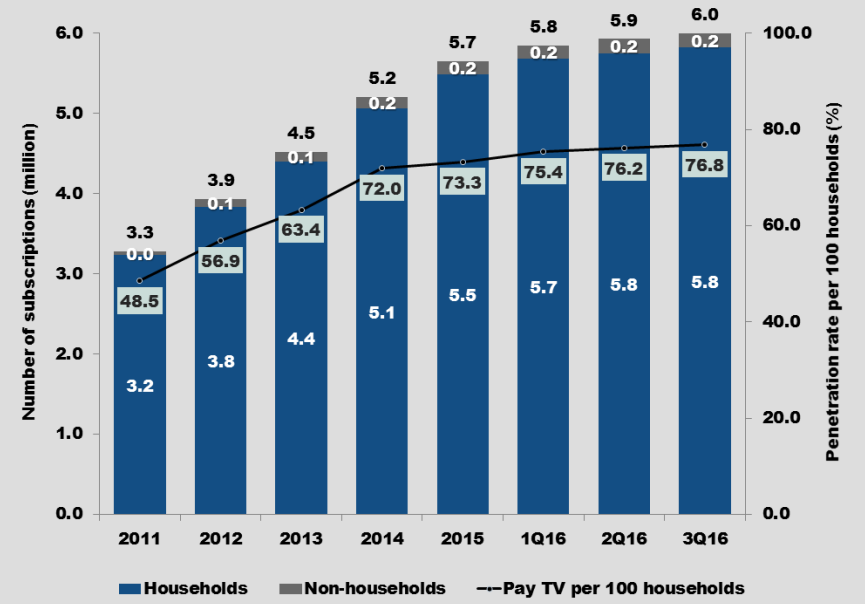


SUBSCRIPTIONS AND PENETRATION RATE



PAY TV

SUBSCRIPTIONS AND PENETRATION RATE



POPULATION & HOUSEHOLDS

POPULATION
30.97 million
2Q16: 30.88 million

HOUSEHOLDS
7.57 million
2Q16: 7.55 million

Population projections as at end of period, based on Census 2010
Source: DOSM



For further inquiries please contact Statistics Department MCMC at statistics@cmc.gov.my